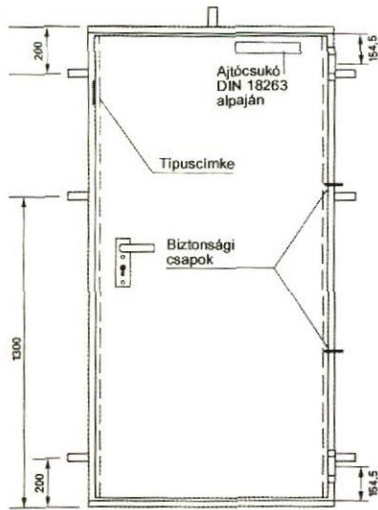
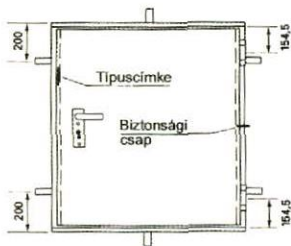
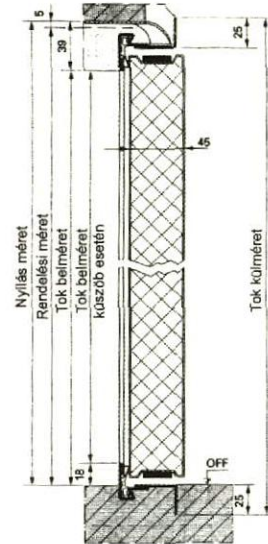
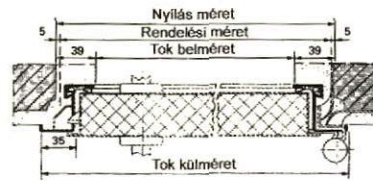


TAE-A T30 tűzgátló acél jobbos-balos ajtó elem / Szabvány: DIN

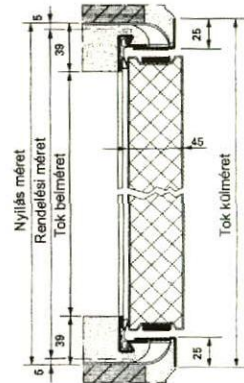
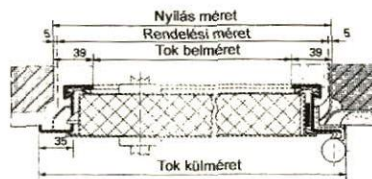
Műszaki jellemzők, metszetek



Tűzgátló ajtó
TAE-A T30

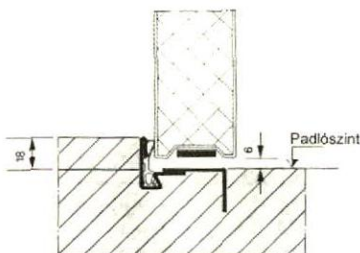


Tűzgátló csapóajtó
TAE-A T30



Tokok alsó ütközővel, rögzítés

TAE-A T30 alsó ütközővel



Saroktok dübeles
rögzítéssel kombinálva

